

# 各モデルゲージ調整一覧 2016年度版

【English】

## KANSAI SPECIAL ENGINEERING DATA GAUGE ADJUSTMENT TABLE 2016

WX,LX,NW,NL series  
RX,,NR,NRE series  
NM,NC series  
DX series  
FSX,NFS,SX series  
FBX series  
FX,NB series  
DFB,BX series  
DLR,HDX series  
DVK series  
PX,MAC series  
UK,JJ SERIES

*3th edition Apr.2016*

YouTube kansaispecialjapan



# 【KANSAI SPECIAL ENGINEERING DATA】

## Model : WX series

Apr 2016

### ■ Needle and Looper

model	gauge mm (inch)	Needle bar stroke (mm)	Needle height (Bmm)		Looper distance (mm)				
			Non UTC	UTC	A	KS factory default			
						needle type	size #		phi C pin gauge
8803	3.2 (1/8)	31	9.8	9.1	4.4	UY 128GAS	11	4.0	
		33	10.8	10.1					
	4.0 (5/32)	31	9.3	8.6	4		11	3.6	
		33	10.4	9.7					
	4.8 (3/16)	31	8.9	8.2	3.6		11	3.2	
		33	10	9.3					
	5.6 (7/32)	31	8.5	7.8	3.2		11	2.8	
		33	9.6	8.9					
	6.4 (1/4)	31	8.1	7.4	2.8		11	2.4	
		33	9.2	8.5					
8804D	6.0	30	8.2	7.5	3	SM1014H	10	2.7	
	6.4	30	8	7.3	2.8				

Hight gage parts NO.		
8803:31stroke	16-8085	
8803:33stroke	16-8086	
8804D	16-8087	

Gauge adjustment plate			Timing gauge
7/32, 1/4 31stroke	16-8221		16-7012
7/32, 1/4 33stroke	16-8222		16-7013

### ■ Looper holder

Non UTC	UTC
<p style="text-align: center;">53.7</p> <p style="text-align: center;">19-545</p>	<p style="text-align: center;">53.2</p> <p style="text-align: center;">19-551</p>

### ■ Top cover thread spreader

Left to right position		Height
Non UTC	UTC	
<p style="text-align: center;">4.5~5.5mm</p> <p style="text-align: center;">0.5~0.8mm</p>	<p style="text-align: center;">4.5~5.5mm</p> <p style="text-align: center;">0.5~0.8mm</p>	<p style="text-align: center;">1mm</p>

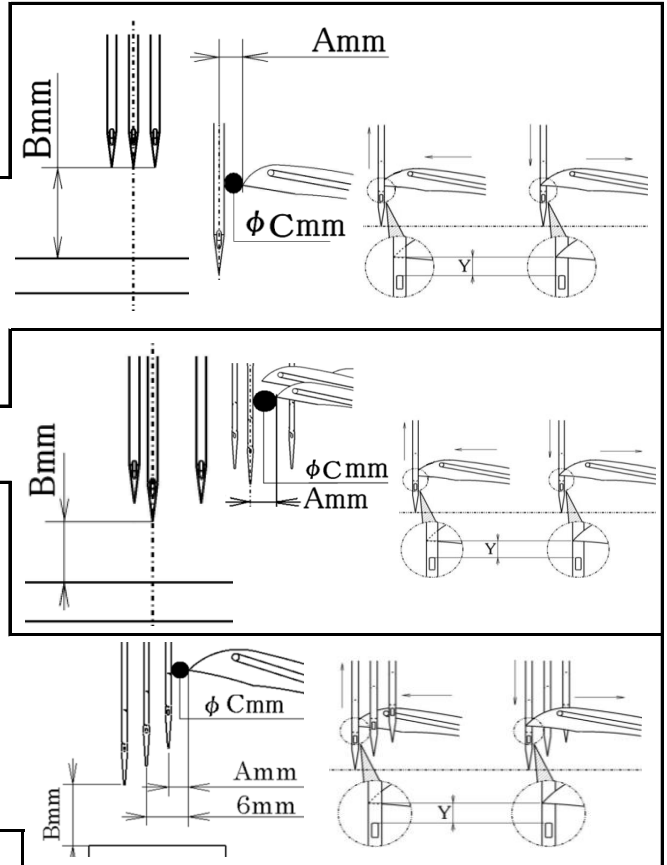
# 【KANSAI SPECIAL ENGINEERING DATA】

**Model : LX series WX8842,8842-1seriese WX8803-1s series WX8824series BLXseries**

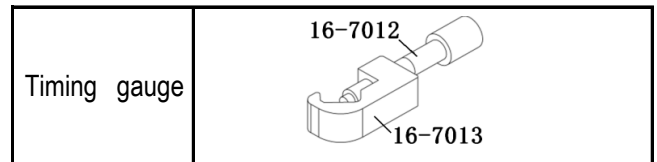
Apr 2016

■ Needle and Looper

model	gauge mm (inch)	Needle bar stroke (mm)	Needle height (Bmm)	Looper distance (mm)			
				A	KS factory default		
					needle type	size #	φC pin gauge
LX5801	-	31	10.2	4	UY 128GAS	11	3.6
5802	6.4					11	3.6
5802LR	6.4	33	12.2	3		16	2.5
5802MF	2.4	31	10.2	4		11	3.6
580TMF	1/64					11	3.6
5803PHD	1/4	34	13	3	TVX5	18	2.5
WX8842	6.4	31	8.2	4	UY 128GAS	14	3.6
8842-1	2.4-6.4					14	3.6
8802-1S	3.5-4	31	8.8	4.3	UY 128GAS	11	3.9
8803-1S	7/32-4		8	3.2		11	2.8
8824L	3.2-3.2-3.2		9.2	4.4		11	4.0
BLX 2202	4.8	31	8.9	3.6	UY 128GAS	14	3.2
	(3/16)	33	10				
	5.6	31	8.5	3.2		14	2.8
	(7/32)	33	9.6				
	6.4	31	8.1	2.8		16	2.3
	(1/4)	33	9.2				



Hight gage parts NO.		
LX	16-8090	
WX8842,8842-1	16-8089	
WX8824L WX-1S	16-8088	
BLX2202 : 31stroke	16-8085	
BLX2202 : 33stroke	16-8086	



■ Top cover thread spreader

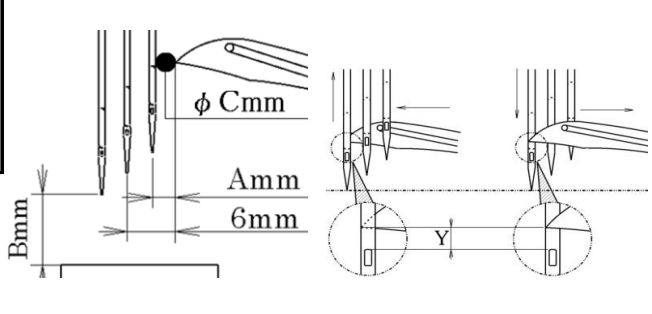
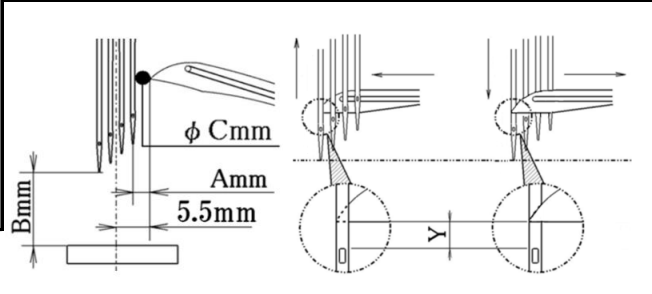
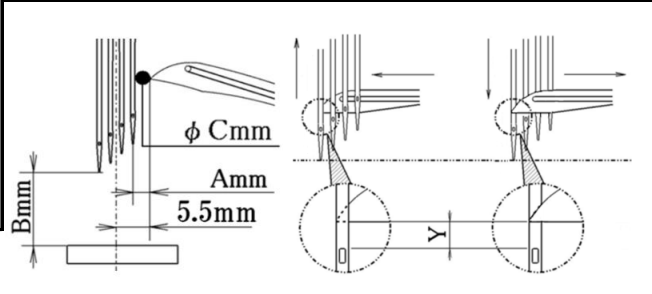
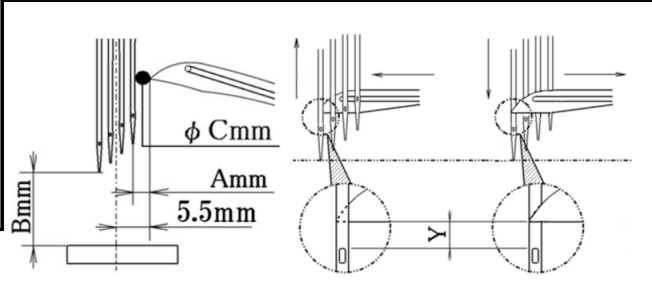
WX8842-1 WX8842		WX8824L	
Left to right position	Height	Left to right position	Height

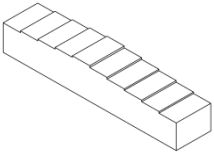
# 【KANSAI SPECIAL ENGINEERING DATA】


## Model : NW series

Apr 2016

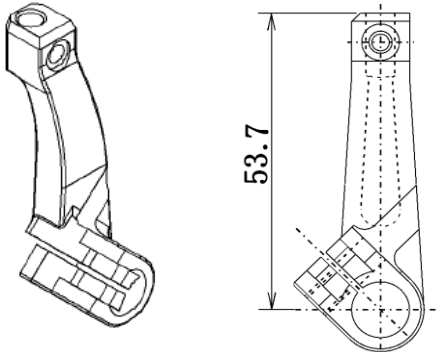
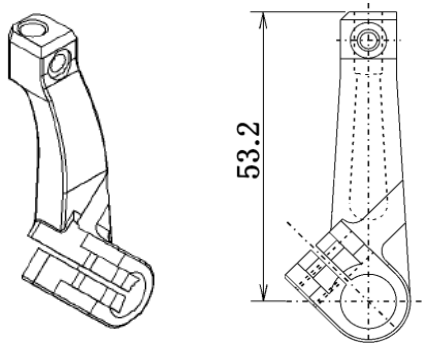
### ■ Needle and Looper

model	gauge mm (inch)	Needle bar stroke (mm)	Needle height (Bmm)		Looper distance (mm)					
			Non UT	UT	A	KS factory default		phi C pin gauge		
						needle type	size #			
8803G	3.2 (1/8)	31	9.8	9.1	4.4	UY	11	4.0		
	4.0 (5/32)	33	10.8	10.1						4
8803G <b>2202G</b>	4.8 (3/16)	31	8.9	8.2	3.6	128GAS	11	3.2		
		33	10	9.3						<b>14</b>
	5.6 (7/32)	31	8.5	7.8	3.2		11	<b>14</b>		2.8
		33	9.6	8.9						
	6.4 (1/4)	31	8.1	7.4	2.8	11	<b>16</b>	<b>2.3</b>		
		33	9.2	8.5						
8804D	6.0	31	10.3	-	2.5	SM1014H	10	2.2		

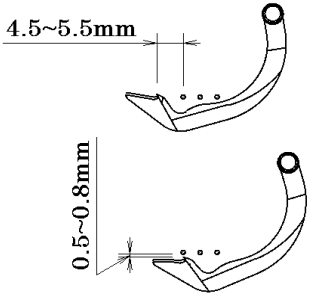
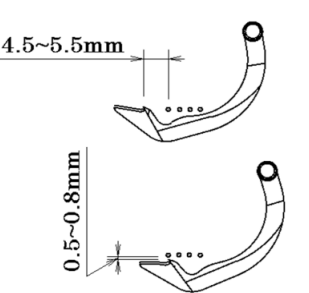
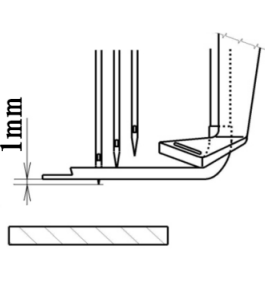
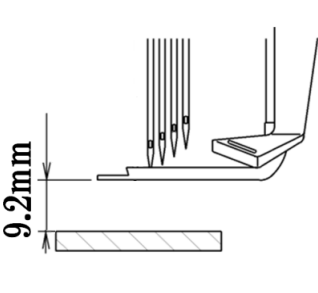
Hight gage parts NO.		
8803/2202 31stroke	16-8085	
8803/2202 33stroke	16-8086	

Gauge adjustment plate			Timing gauge
7/32, 1/4 31stroke	16-8221		16-7012
7/32, 1/4 33stroke	16-8222		16-7013

### ■ Looper holder

Non UT	UT
 <p>19-567</p>	 <p>19-565</p>

### ■ Top cover thread spreader

Left to right position		Height	
NW8803	NW8804D-6mm	NW8803	NW8804D-6mm
			

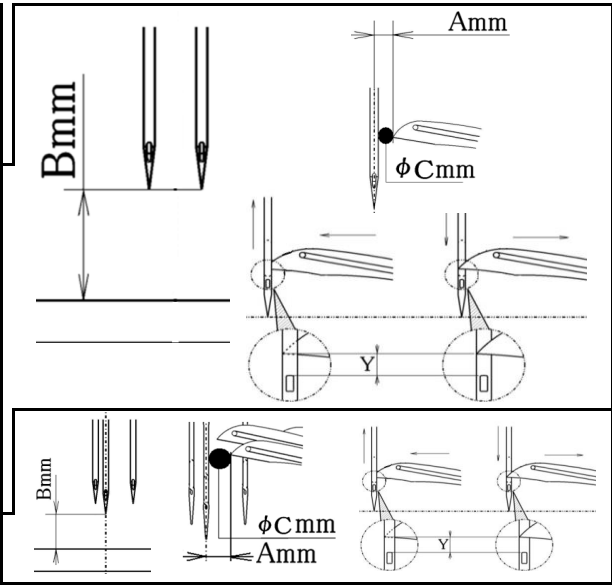
# 【KANSAI SPECIAL ENGINEERING DATA】

Model : NW8842-1, NL series

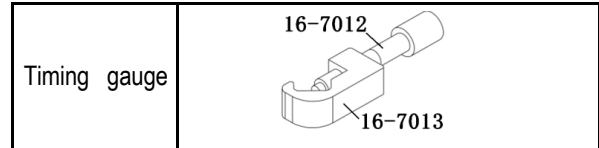
Apr 2016

■ Needle and Looper

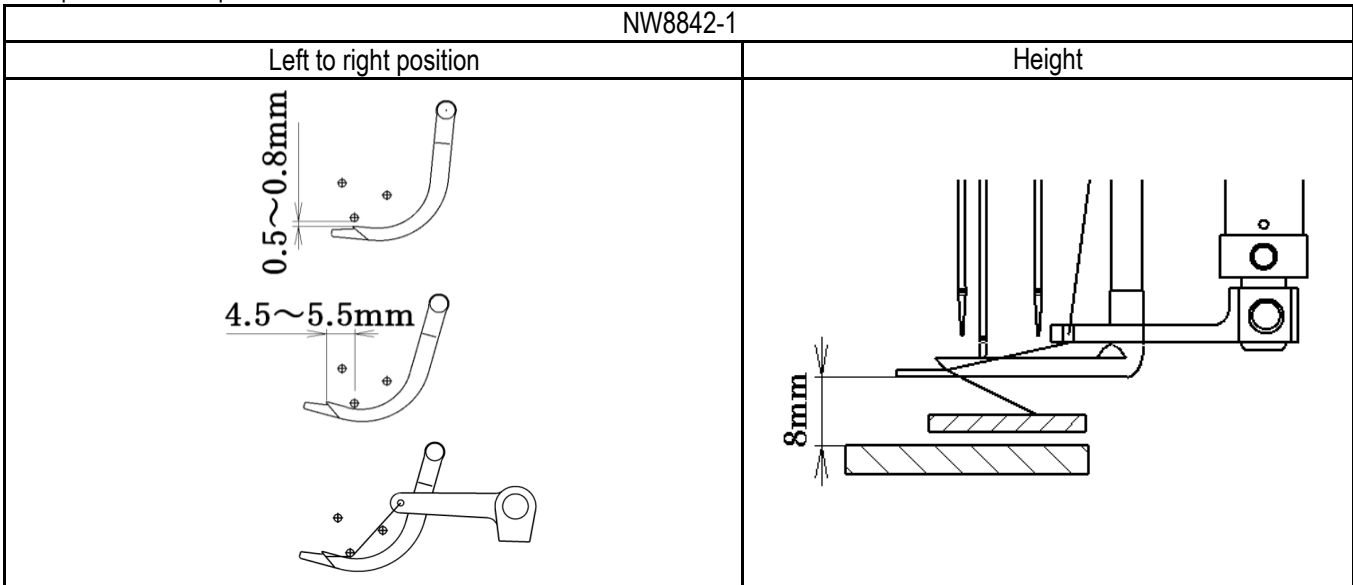
model	gauge mm (inch)	Needle bar stroke (mm)	Needle height (Bmm)	Looper distance (mm)			
				A	KS factory default		
					needle type	size #	φC pin gauge
NL5801G	-	31	9.6	4	UY 128GAS	11	3.6
NL5802GM NL5802GL	6.4						
NL5802GMF	2.4	31	9.6	4	UY 128GAS	11	3.6
NL5802GTMF	1/64						
NL5803GXP	1/4	34	13	3	TVX5	18	2.5
NL5803GPTF	1/4						
NL5803GPTF	3/8 5/16						
NW8842-1G	2.4-6.4	31	8.2	4	UY 128GAS	14	3.6



Hight gage parts NO.		
NL5801/5802	16-8086	
NL5803	16-8090	
NW8842-1	16-8089	



■ Top cover thread spreader



# 【KANSAI SPECIAL ENGINEERING DATA】

## Model : RX/REX series

Apr 2016

### ■ Needle and Looper

model	gauge mm (inch)	Needle bar stroke (mm)	Needle height (Bmm)		Looper distance (mm)								
			Non UTC	UTC	A	KS factory default							
						needle type	size #	phi C pin gauge					
9803	3.2 (1/8)	31	9.1	8.6	4.4	UY 128GAS	11	4.0					
		33	10.2	9.7									
	4.0 (5/32)	31	8.7	8.2	4		11	3.6					
		33	9.8	9.3									
	4.8 (3/16)	31	8.3	7.8	3.6		11	3.2					
		33	9.4	8.9									
	5.6 (7/32)	31	7.9	7.4	3.2		11	2.8					
		33	9	8.5									
	6.4 (1/4)	31	7.5	7	2.8		11	2.4					
		33	8.6	8.1									
9804D	6.0	31	8.3	7.8	3	SM1014H	10	2.7					
	6.4	31	8.1	7.6	2.8		10	2.5					
9701J	-	34	13.5	13	6	TVX5	21	5.4					

Hight gage parts NO.		
9803:31stroke	16-8091	
9803:33stroke	16-8092	
9804D	16-8093	
9701J	16-8094	

Gauge adjustment plate			Timing gauge		
7/32, 1/4 31stroke	16-8221				
7/32, 1/4 33stroke	16-8222				

### ■ Looper holder

Standard needle plate		Needle plate of type "K" (for soft stitch formation)	
Non UTC	UTC	Non UTC	UTC

### ■ Top cover thread spreader

Left to right position		Height
Non UTC	UTC	

# 【KANSAI SPECIAL ENGINEERING DATA】

## Model : NR / NRE series

Apr 2016

### ■ Needle and Looper

model	gauge mm (inch)	Needle bar stroke (mm)	Needle height (Bmm)		Looper distance (mm)								
			Non UT	UT	A	KS factory default		phi C pin gauge					
						needle type	size #						
9803G	3.2 (1/8)	31	9.1	8.6	4.4	UY 128GAS	11	4.0					
		33	10.2	9.7									
	4.0 (5/32)	31	8.7	8.2	4		11	3.6					
		33	9.8	9.3									
	4.8 (3/16)	31	8.3	7.8	3.6		11	3.2					
		33	9.4	8.9									
	5.6 (7/32)	31	7.9	7.4	3.2		11	2.8					
		33	9	8.5									
	6.4 (1/4)	31	7.5	7	2.8		11	2.4					
		33	8.6	8.1									
9804GD	6.0	31	8.3	7.8	3	SM1014H	10	2.7					
	6.4	31	8.1	7.6	2.8		10	2.5					
9702GL	6.4(1/4)	31	12.6		4	UY128GAS	11	3.6					
9701GJ	-	34	13.5	13	6	TVX5	21	5.4					

Hight gage parts NO.		
9803:31stroke	16-8091	
9803:33stroke	16-8092	
9804D	16-8093	

Gauge adjustment plate			Timing gauge
7/32, 1/4 31stroke	16-8221		16-7012
7/32, 1/4 33stroke	16-8222		16-7013

### ■ Looper holder

Standard needle plate		Needle plate of type "U" "K" (for soft stitch formation)	
Non UT	UT	Non UT	UT
75-532 19-533	19-533	19-533	19-558

### ■ Top cover thread spreader

Left to right position		Height	
NR9803	NR9804	NR9803	NR9804

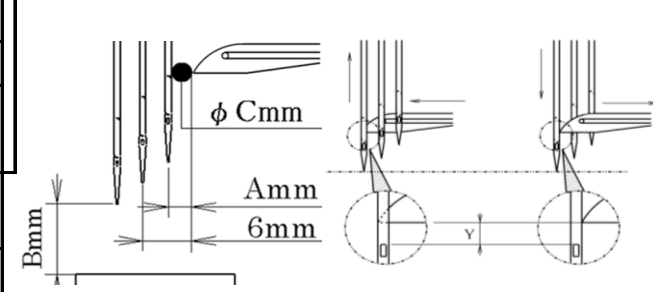
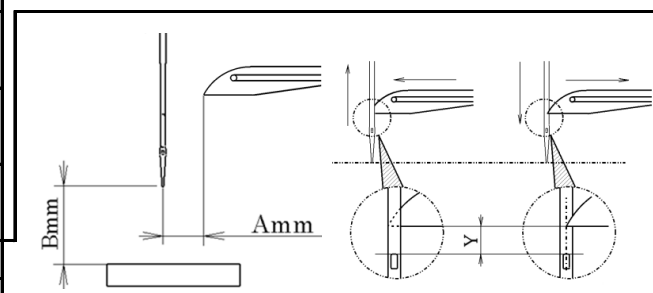
# 【KANSAI SPECIAL ENGINEERING DATA】

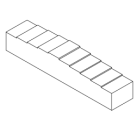
## Model : NM series

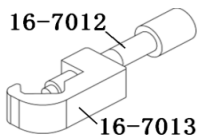
Apr 2016

### ■ Needle and Looper

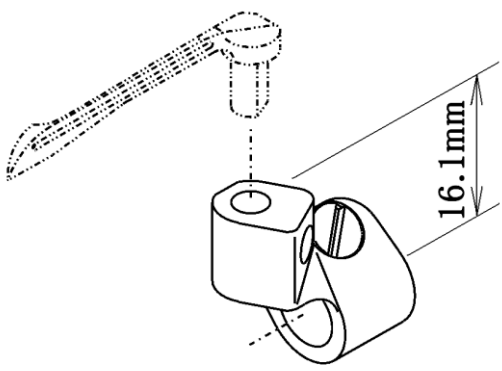
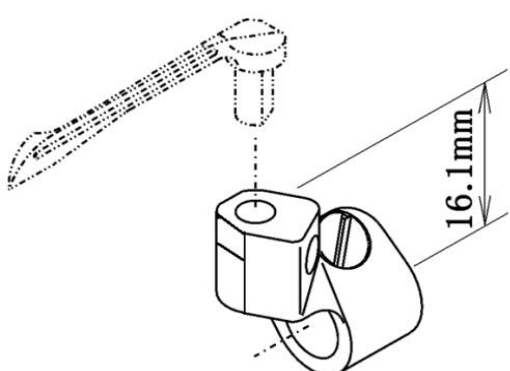
model	gauge mm (inch)	Needle bar stroke (mm)	Needle height (Bmm)	Looper distance (mm)			
				A	KS factory default		
					needle type	size #	φC pin gauge
Non UTC & UTC							
1103	3.2 (1/8)	33	9.7	4.4	UY 128GAS	11	4.0
	4.0 (5/32)	33	9.3	4		11	3.6
	4.8 (3/16)	33	8.9	3.6		11	3.2
	5.6 (7/32)	33	8.5	3.2		11	2.8
	6.4 (1/4)	33	8.1	2.8		11	2.4
1101J	-	34	15	3.8	TVX5	21	3.2
1101SJ	-	34	12.4	5	TVX5	21	4.4

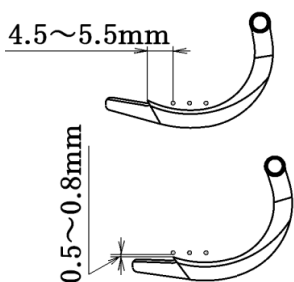
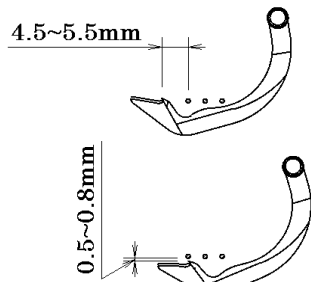
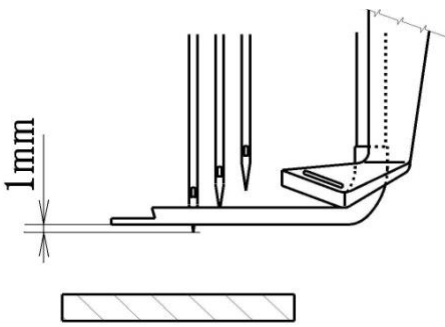
Hight gage parts NO.		
NM1103	16-8095	
NM1101J NM1101SJ	16-8096	

Gauge adjustment plate		Timing gauge
7/32, 1/4 33stroke	16-8222	16-7012  16-7013

### ■ Looper holder

1103 Non UTC & UTC	1101J/SJ Non UTC & UTC
 <p style="text-align: center;">19-105</p>	 <p style="text-align: center;">19-570</p>

### ■ Top cover thread spreader

Left to right position		Height
Non UTC	UTC	
		



# 【KANSAI SPECIAL ENGINEERING DATA】

## Model : NC series

Apr 2016

### ■ Needle and Looper

model	gauge mm (inch)	Needle bar stroke (mm)	Needle height (Bmm)	Looper distance (mm)			
				A	KS factory default		
					needle type	size #	φC pin gauge
1103G	3.2 (1/8)	33	9.7	4.4	UY 128GAS	11	4.0
	4.0 (5/32)	33	9.3	4		11	3.6
	4.8 (3/16)	33	8.9	3.6		11	3.2
	5.6 (7/32)	33	8.5	3.2		11	2.8
	6.4 (1/4)	33	8.1	2.8		11	2.4
1101GSJ	-	34	12.4	5	TVX5	21	4.4

Hight gage parts NO.		
NC1103G	16-8095	
NC1101GSJ	16-8096	

Gauge adjustment plate		Timing gauge	
7/32,1/4 33storke	16-8222		16-7012  16-7013

### ■ Looper holder

1101GSJ	1103G Standard needle plate 	1103G Needle plate of type "U" "K" (for soft stitch formation)	
UT/Non UT	UT/Non UT	Non UT	UT

### ■ Top cover thread spreader

Left to right position		Height
Non UT	UT	

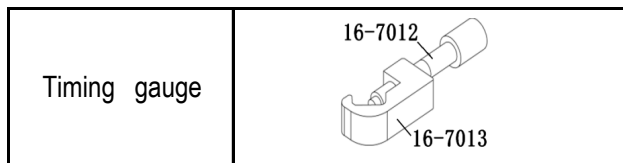
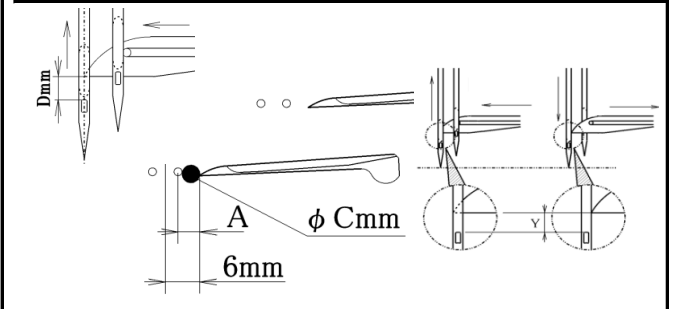
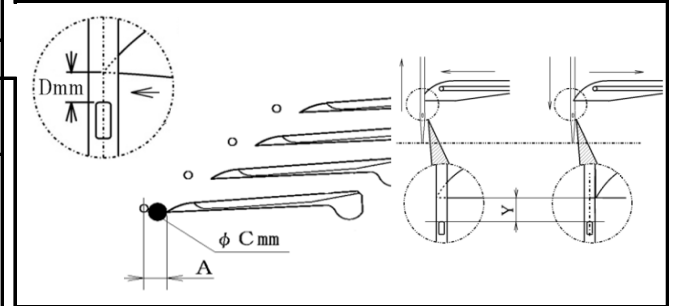
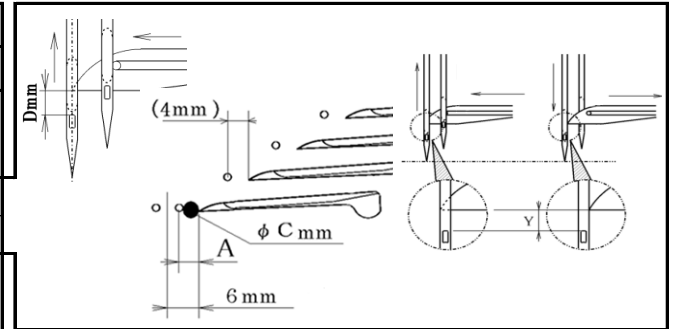
# 【KANSAI SPECIAL ENGINEERING DATA】

## Model : DX series

Apr 2016

### ■ Needle and Looper

model	gauge mm (inch)	Needle bar stroke (mm)	Needle height (Dmm)	Looper distance (mm)			
				A	KS factory default		φC pin gauge
					needle type	size #	
9902-3U	4.8-10-10-10	33	1.2~1.5	3.6	TVX5	12	3.2
	5-13-13-13			3.5			3.1
9900-4U	8.5-8.5-8.5	33	1.2~1.5	4	TVX5	14	3.6
	9.5-9.5-9.5						
	6.4-6.4-6.4						
9900-2L	11.1	33	2	4.5	TVX5	14	4.1
9904U	5-9-5	33	1.2~1.5	3.5	TVX5	14	3.1
	5-19-5						



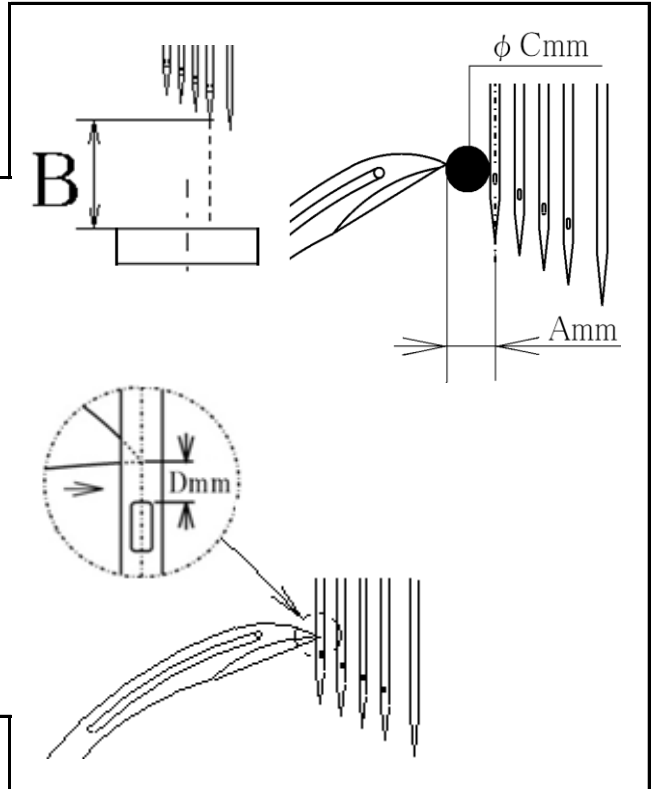
# 【KANSAI SPECIAL ENGINEERING DATA】

## Model : NFS/FSX series

Apr 2016

### ■ Needle and Looper

model	gauge (mm)	Needle bar stroke (mm)	Needle height (Bmm)	Looper distance (mm)			
				A	KS factory default		
					needle type	size #	φC pin gauge
6604 GS	5.2	30	13.49	4.2 ∓ 4.8	FLX118 GCS	10	3.9 ∓ 4.5
	6.0		12.7				
6604 GLM	5.2		13.49				
	6.0		12.7				
6604 GMH	5.2		13.49				
	6.0		12.7				
6604 GMH-B	6.0	12.7					



gauge height 16-6601	pull-gauge 16-6609	timing gauge set 16-6611	looper right-left stroke gauge 16-6605
torque bar 16-6612	looper front-back stroke gauge 16-6603	looper angle gauge 16-6604	

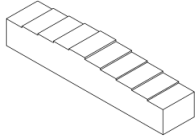
# 【KANSAI SPECIAL ENGINEERING DATA】

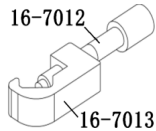
## Model : SX series

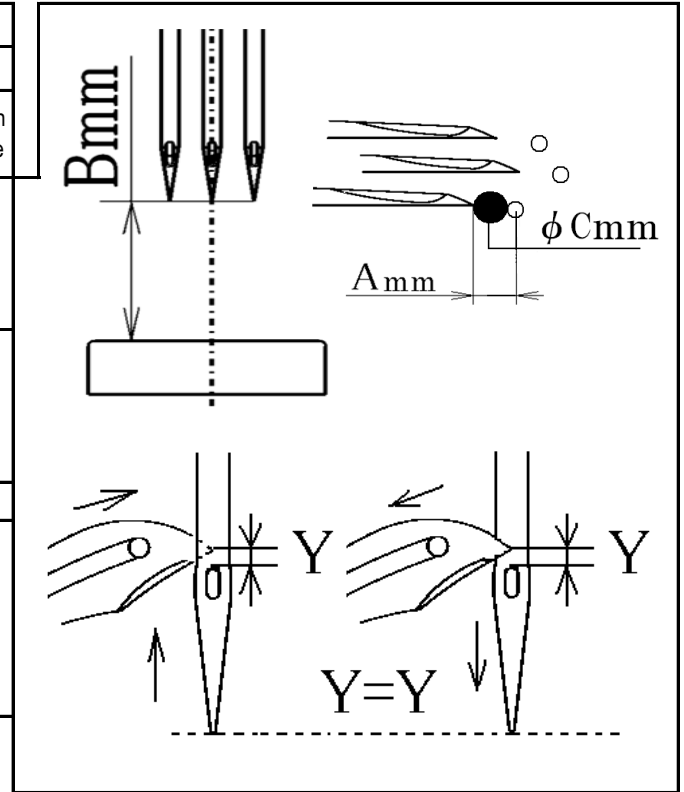
Apr 2016

■ Needle and Looper

model	gauge (inch)	Needle bar stroke (mm)	Needle height (Bmm)	Looper distance (mm)			
				A	KS factory default		φC pin gauge
					needle type	size #	
6803P	1/4	33.3	13.5	3.6	TVX3	21	3.0
	9/32						
6803PD	1/4	33.3	13.5	3.6	TVX3	21	3.0
	9/32						

Hight gage parts NO.		
SX	16-8103	

Timing gauge	
--------------	--



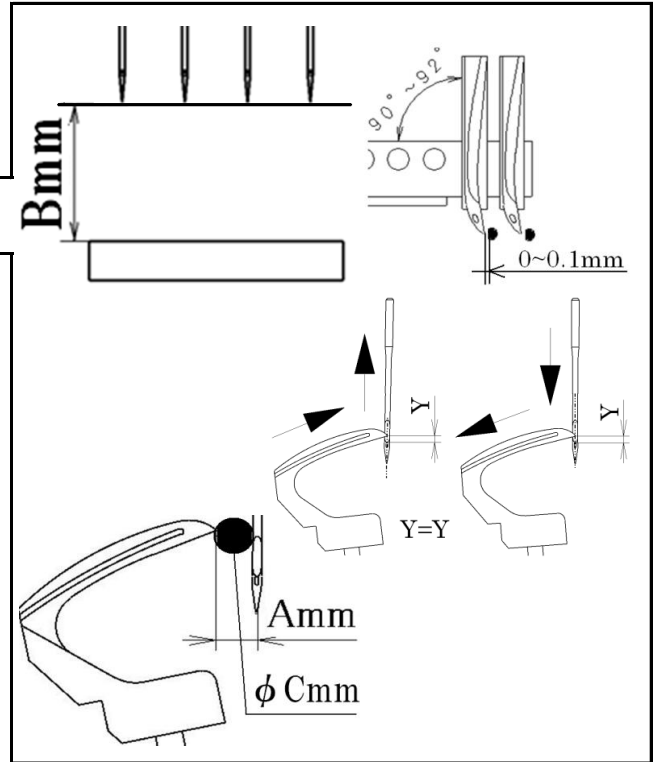
# 【KANSAI SPECIAL ENGINEERING DATA】

## Model : FBX series

Apr 2016

### ■ Needle and Loooper

model	Needle bar stroke (mm)	Needle height (Bmm)	Looper distance (mm)			
			A	KS factory default		φC pin gauge
				needle type	size #	
standard	32	10	5	DVX57	21	4.4
-LS	34	chain stitch 10.7	5.5	DVX57	21	4.9
		lock stich 17	-	DPX5	18	-

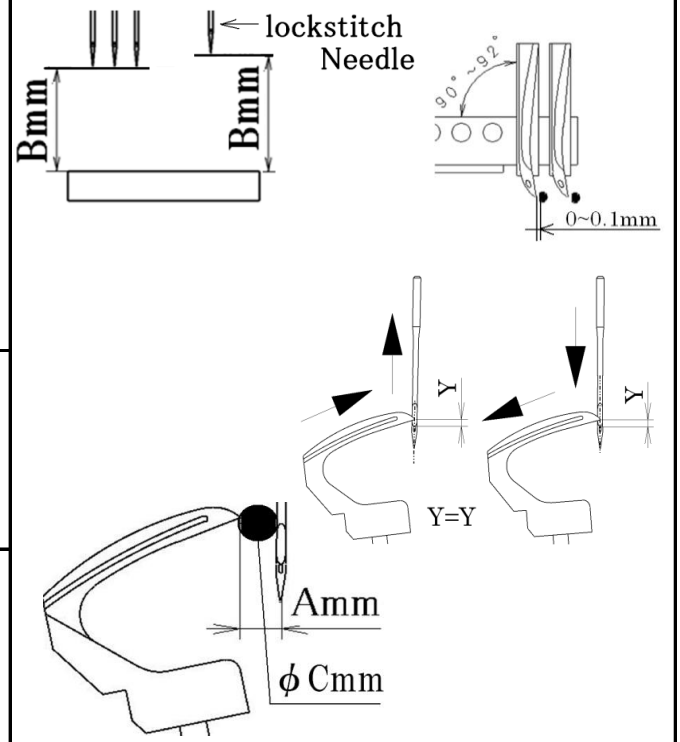
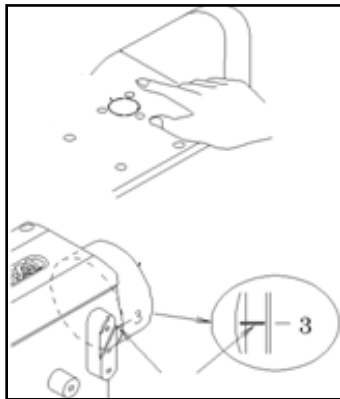


※ Looper setting distance

(Stitch length = no.3 on the hand pulley)

※ The synchronization of looper and needle : same timing

(Stitch length = no.3 on the hand pulley)



Hight gage parts NO.		
FBX	16-8101	

Timing gauge	
--------------	--

Gauge adjustment plate		
FBX Standard	16-8224	

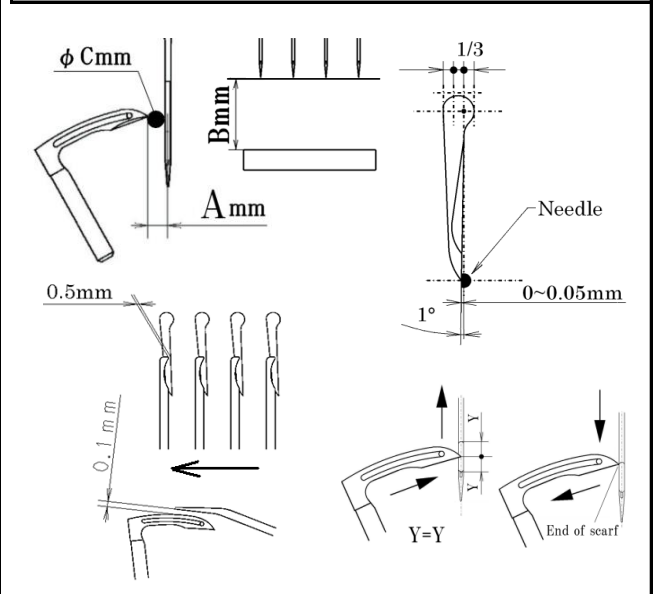
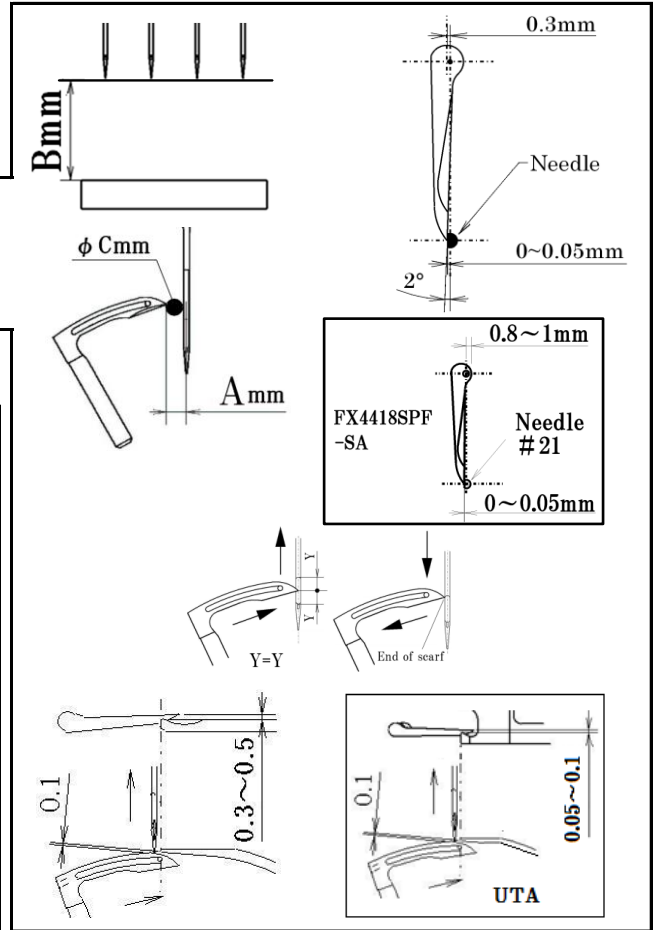
# 【KANSAI SPECIAL ENGINEERING DATA】

## Model : FX / NB series

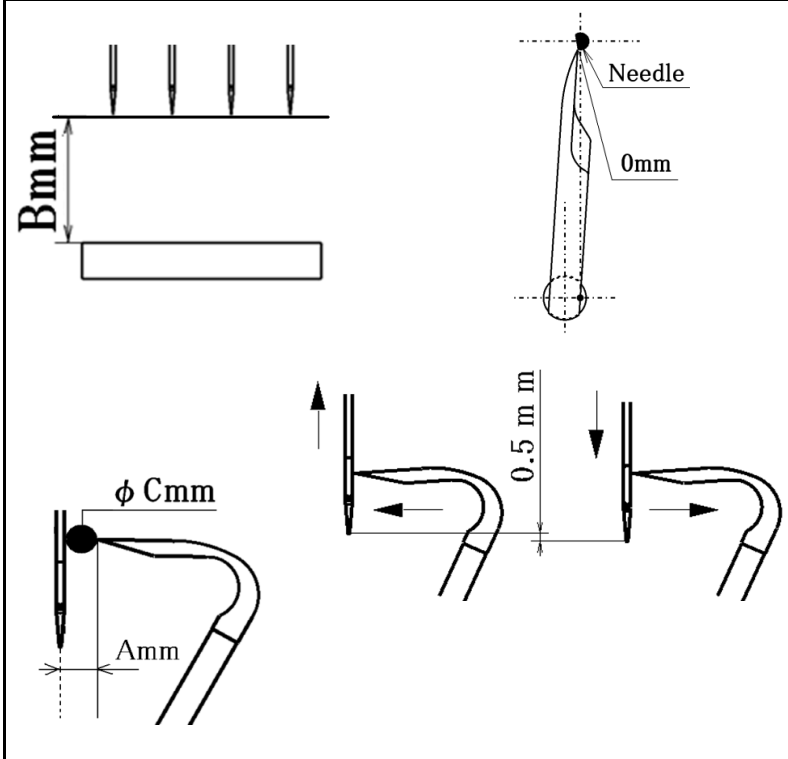
Apr 2016

### ■ Needle and Looper

model	Needle bar stroke (mm)	Needle height (Bmm)		Looper distance (mm)			
		Non UT	UTC UTA	A	KS factory default		φC pin gauge
					needle type	size #	
FX standard	34.5	13.5	12.5	2.8	DVX57	14	2.35
FX4418SPF-SA	34.5	13.5		2.8	DVX57	21	2.2
NB standard	34	13.5	-	2.9	DVX57	14	2.4
NB PTV	34	13.5	-	2.8	DVX57	12	2.4
NB 1033	34	13.5	-	2.4	DVX57LE	18	1.8



Hight gage parts NO.		
FX	16-8098	
NB	16-8099	



Gauge adjustment plate		
FX NB	16-8223	

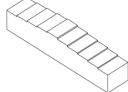
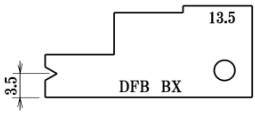
# 【KANSAI SPECIAL ENGINEERING DATA】

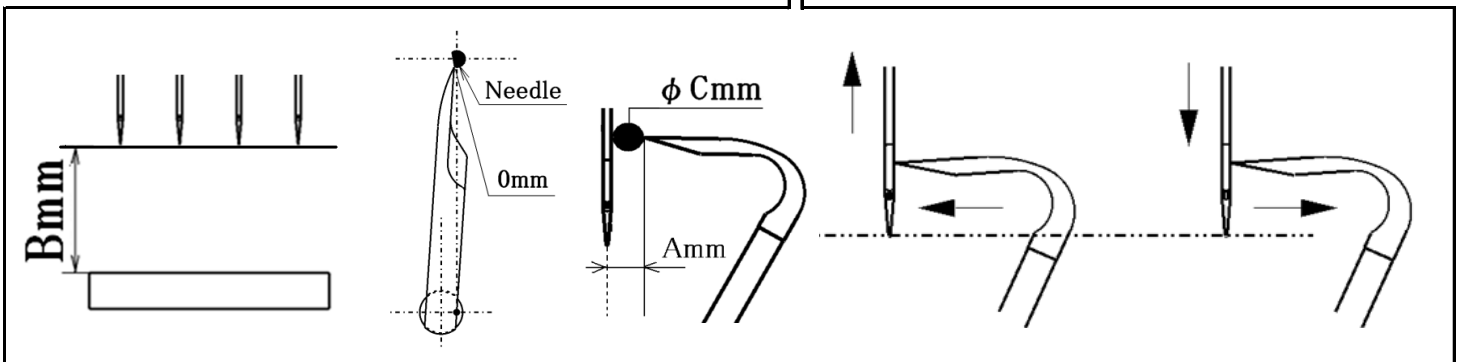
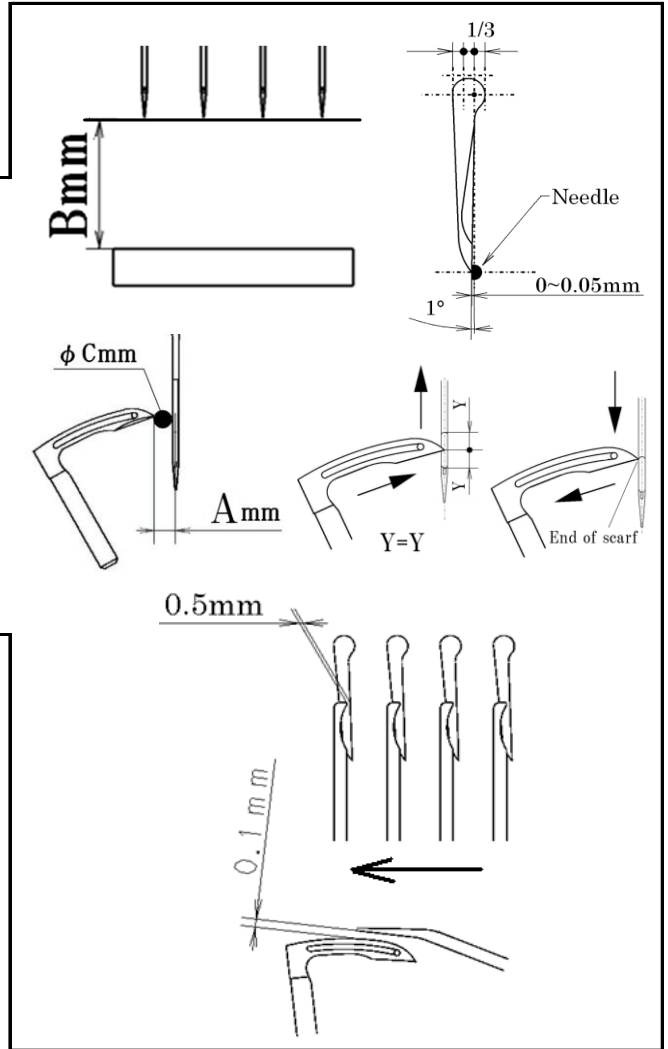
## Model : DFB / BX series

Apr 2016

### ■ Needle and Looper

model	Needle bar stroke (mm)	Needle height (Bmm)	Looper distance (mm)			
			A	KS factory default		
				needle type	size #	φC pin gauge
DFB/BX standard	34	13.5	3.5	UOX113	14	3
DFB WB			3.6		18	
DFB/BX PS ET PSSM			3.5	DVX57	14	
DFB PSM-H			3.6		18	
DFB PTV			3.4		12	
DFB PSF MR	31	10.4	3.5	UOX113	14	
DFB/BX 1012/1033	34	13.5	2.5	DVX57LE	21	1.8

Hight gage parts NO.		
DFB	16-8100	
BX	16-8099	
Gauge adjustment plate		
DFB BX Standard	16-8223	



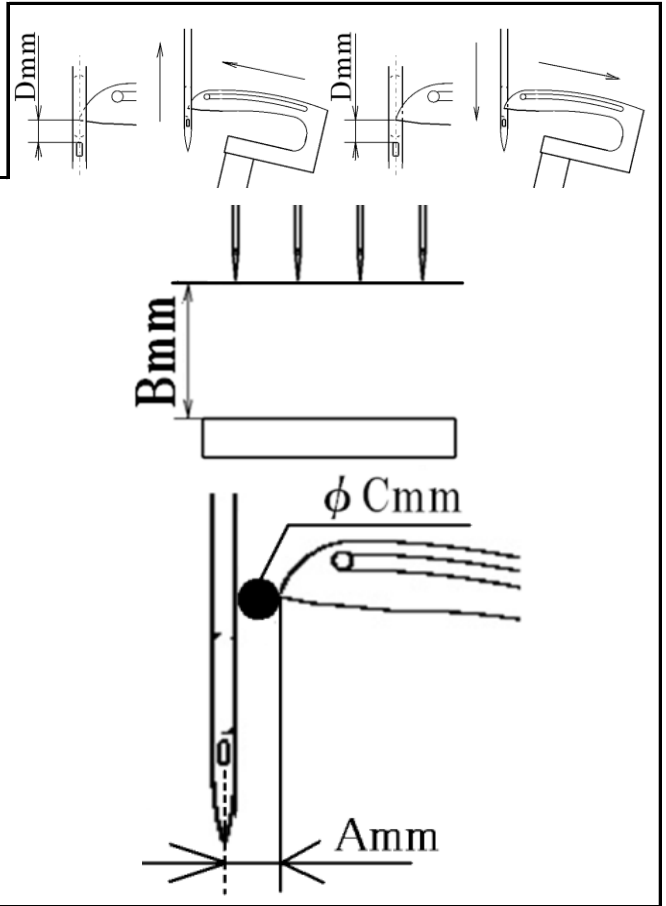
# 【KANSAI SPECIAL ENGINEERING DATA】

## Model : DLR series

Apr 2016

### ■ Needle and Looper

model	gauge mm (inch)	Needle bar stroke (mm)	Needle height (mm)		Looper distance (mm)				
			B	D	A	KS factory default		φC pin gauge	
						needle type	size #		
1501PHD	-	34	-	2	4.2	TVX5	21	3.5	
1502PHD	1/4	34	-			TVX5	21		
1502VHD	1/4	34	-			TVX5	21		
1502P	-	27	-			4	UY128GAS		14
1502PMD	-	27	-		UY128GAS		14		
1502L	-	27	-		UY128GAS		14		
1502V	-	27	-		UY128GAS		14		
1503PHD	-	34	-		4.2	TVX5	21		3.0
1503PTF	-	34	11.5			TVX5	21		
1503VHD	-	34	-			TVX5	21		
1503VTF	-	34	-			TVX5	21		
1503V	-	31	-		4	UY128GAS	14		
1504P	-	34	-			UY128GAS	14		
1504PMD	-	34	-			UY128GAS	14		
1508P	-	34	10.5		3.7	TVX5	21		
1508PR	-	34				TVX5	21		
1508SPF	-	34		TVX5		21			
1509P	-	34		TVX5		21			
1509SPF	-	34		TVX5		21			
				TVX5		21			

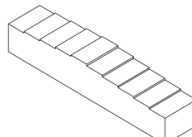


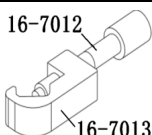
## Model : HDX serie

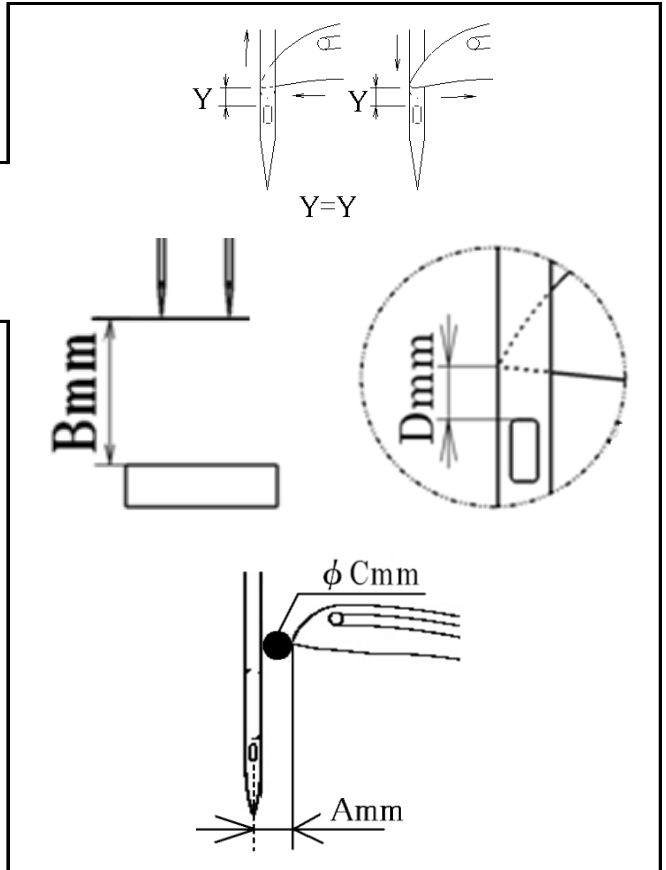
### ■ Needle and Looper

model	gauge mm (inch)	Needle bar stroke (mm)	Needle height (mm)		Looper distance (mm)			
			B	D	A	KS factory default		φC pin gauge
						needle type	size #	
1101	-	34	15	2.5	6	DRX25	25	5
1102	1/4	34	15	2.5	6	UYX143 GS	25	5

Hight gage parts NO.	
HDX	16-8104



Timing gauge	
--------------	---





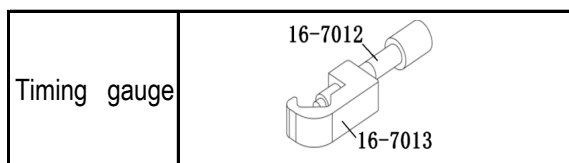
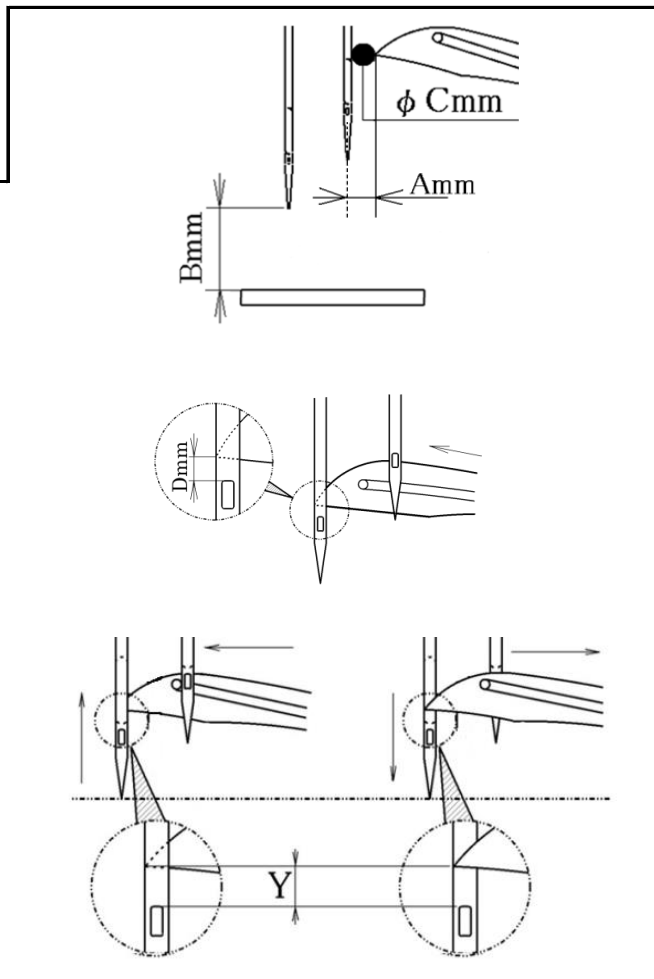
# 【KANSAI SPECIAL ENGINEERING DATA】

## Model : DVK series

Apr 2016

### ■ Needle and Looper

model	gauge inch	Needle bar stroke (mm)	Needle height (mm)		Looper distance (mm)			
					B	D	A	KS factory default
			needle type	size #				φC pin gauge
1702B	3/16	34	8.5	0~0.5	4.5	UY128GAS	14	4
	7/32	34			4.5		14	4
	1/4	34			4.5		16	4
B2000C (1702BK)	3/16	34	8.5	0~0.5	4.5	UY128GAS	14	4
	7/32	34			4.5		14	4
	1/4	34			4.5		16	4
B2000PC (1702PBK)	3/16	34	8.5	0~0.5	4.5	UY128GAS	14	4
	7/32	34			4.5		14	4
	1/4	34			4.5		16	4
1702P	1/8	31	-	1.2~1.5	5.6	UY128GAS	11	5.2
	5/32	31					11	
	3/16	31			4.8		11	4.4
	7/32	31					11	
	1/4	31					11	
1702PMD	1/8	31	-	1.2~1.5	5.6	UY128GAS	11	5.2
	5/32	31					11	
	3/16	31			4.8		11	4.4
	7/32	31					11	
	1/4	31					11	
1702MLH	1/8	31	-	1.2~1.5	5.7	UY128GAS	16	5.2



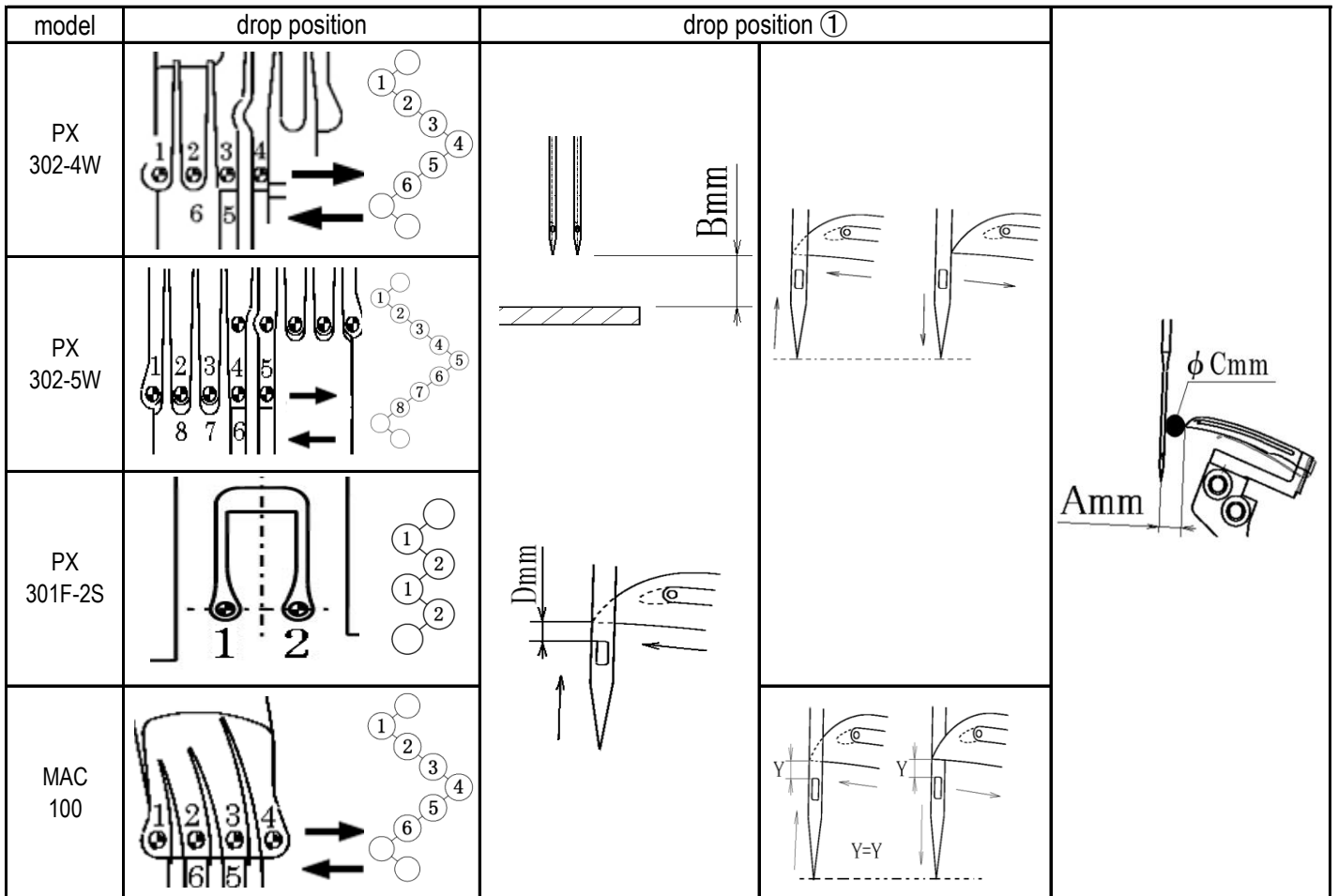
# [KANSAI SPECIAL ENGINEERING DATA]

**Model : PX / MAC series**

Apr 2016

■ Needle and Looper

model	gauge inch	Needle bar stroke (mm)	Needle height (mm)		Looper distance (mm)										
			B	drop position ① D	A				KS factory default						
					drop position				needle		φC pin gauge				
					type	size #									
PX 302-4W	2X5.55	31	10	1	①④ 5.5±0.2	②⑥ (4.7)	③⑤ (5.8)	UOX163	11	①④ 5.1±0.2	②⑥ (4.3)	③⑤ (5.5)	Difference of distance ①&④ is ±0.1 Difference of distance ②&⑥ is ±0.1		
PX 302-5W	2X7.4	31	10	1	①⑤ 5.5	②⑧ 4.2	③⑦ 4.8	④⑥ 6	UOX163	11	①④ 5.1	②⑧ 3.8	③⑦ 4.4	④⑥ 5.6	Difference of distance ①&⑤ is ±0.1 Difference of distance ②&⑧ is ±0.1
PX 301F-2S	3.2	31	11 ∧ 11.3	1	①② 4.8				UOX163	11	①② 4.4		Difference of distance ①&② is ±0.1		
MAC 100	5.55	31	9 ∧ 9.5	0.5 ∧ 1	①④ 4.6	② 3.5~4.0	③⑤ 5.0~5.5	⑥ 4.0~4.5	UOX163	11	①④ 4.2	② 3.1~3.6	③⑤ 4.6~5.1	⑥ 3.6~4.1	



Hight gage parts NO.		Timing gauge
PX MAC 100	16-8102	16-7012  16-7013 

# 【KANSAI SPECIAL ENGINEERING DATA】

Model : SPX211,SPX101

Apr 2016

■ Needle and Loper

model	gauge mm (inch)	Needle bar stroke (mm)	Needle height (mm)		Looper distance (mm)		
			B	D	KS factory default		
					needle type	size #	C
SPX211	-	24.5	9.3	0.8 ~ 1.0	UY128LE	14	2.0
SPX101	-	24.5	9.0	2.5	UY128LE	16	3.0

**D=D**

**Cmm**

Needel

Hight gage parts NO.		
SPX211	16-8085	
SPX101	16-8092	

Timing gauge	
--------------	--

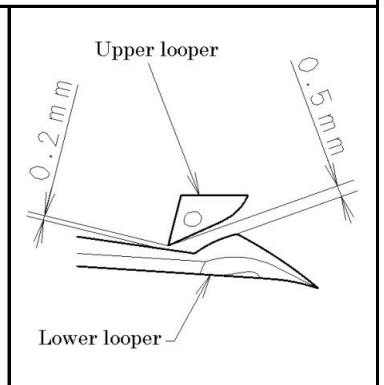
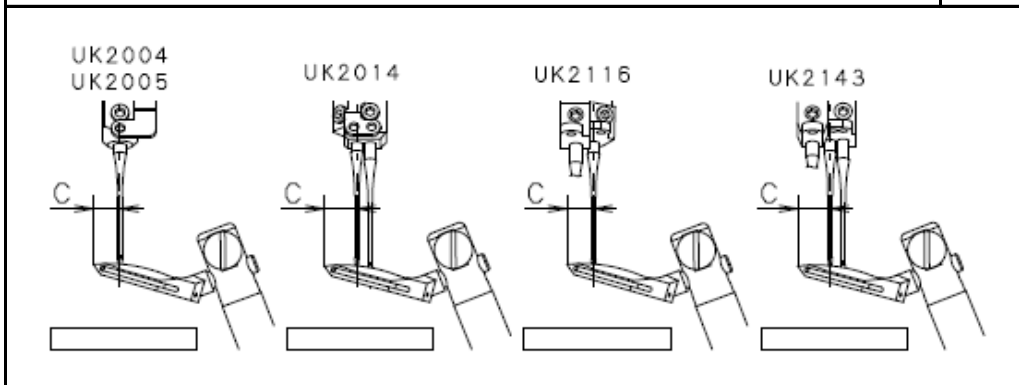
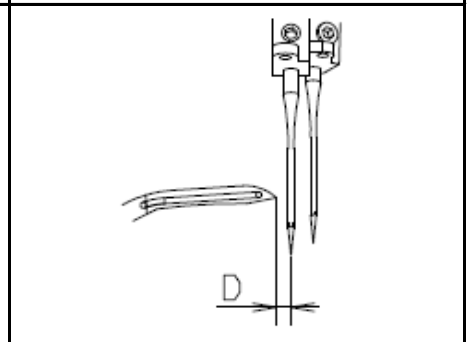
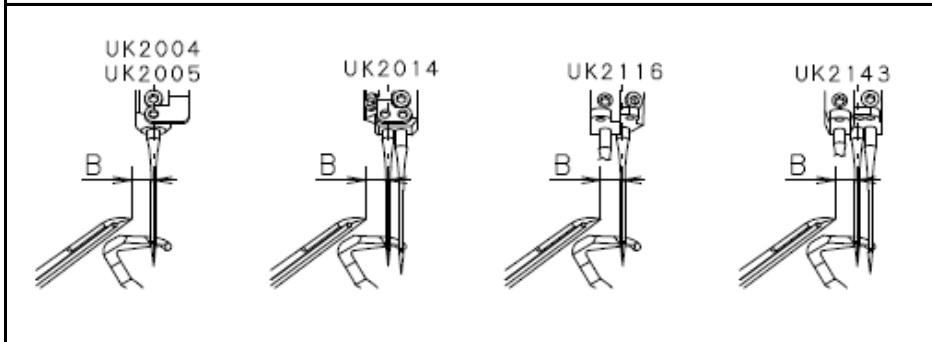
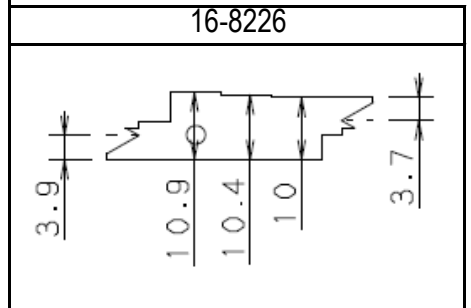
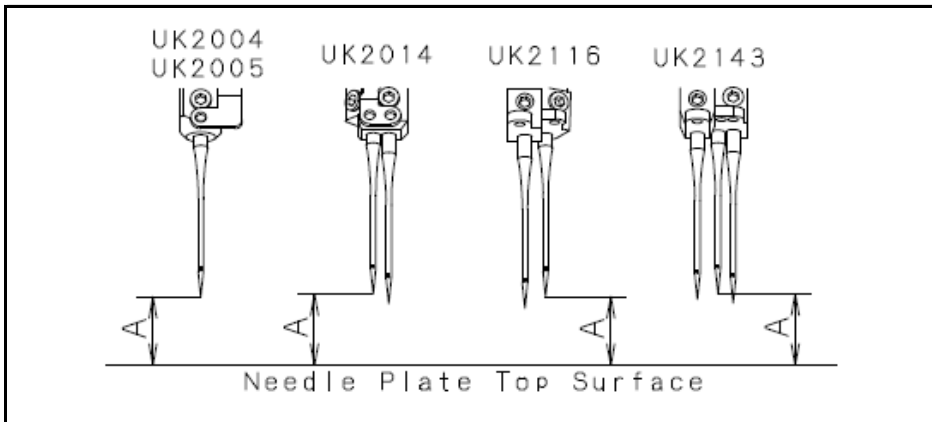
# 【KANSAI SPECIAL ENGINEERING DATA】

## Model : UK series

Apr 2016

### ■ Needle and Looper

MODEL	Needle height (Amm)	Looper Distance		
		Lower Looper (Bmm)	Upper Looper (Cmm)	Chain Looper (Dmm)
UK2004(G)S-01M	10	3.9	4.5~5.0	/
UK2004(G)S-20F				
UK2004(G)S-50M				
UK2005(G)S-10M				
UK2014(G)H-01M	10.4	3.7	5.3~5.8	
UK2014(G)H-40M				
UK2014(G)H-50M				
UK2116(G)S-01M	10	3.9	4.5~5.0	
UK2116(G)S-02M				
UK2116(G)S-01H				
UK2116(G)S-30M(P)				
UK2116(G)H-01H	10.9	3.7	4.75~5.25	
UK2116(G)H-03X				
UK2143(G)H-90M	10.4		5.3~5.8	



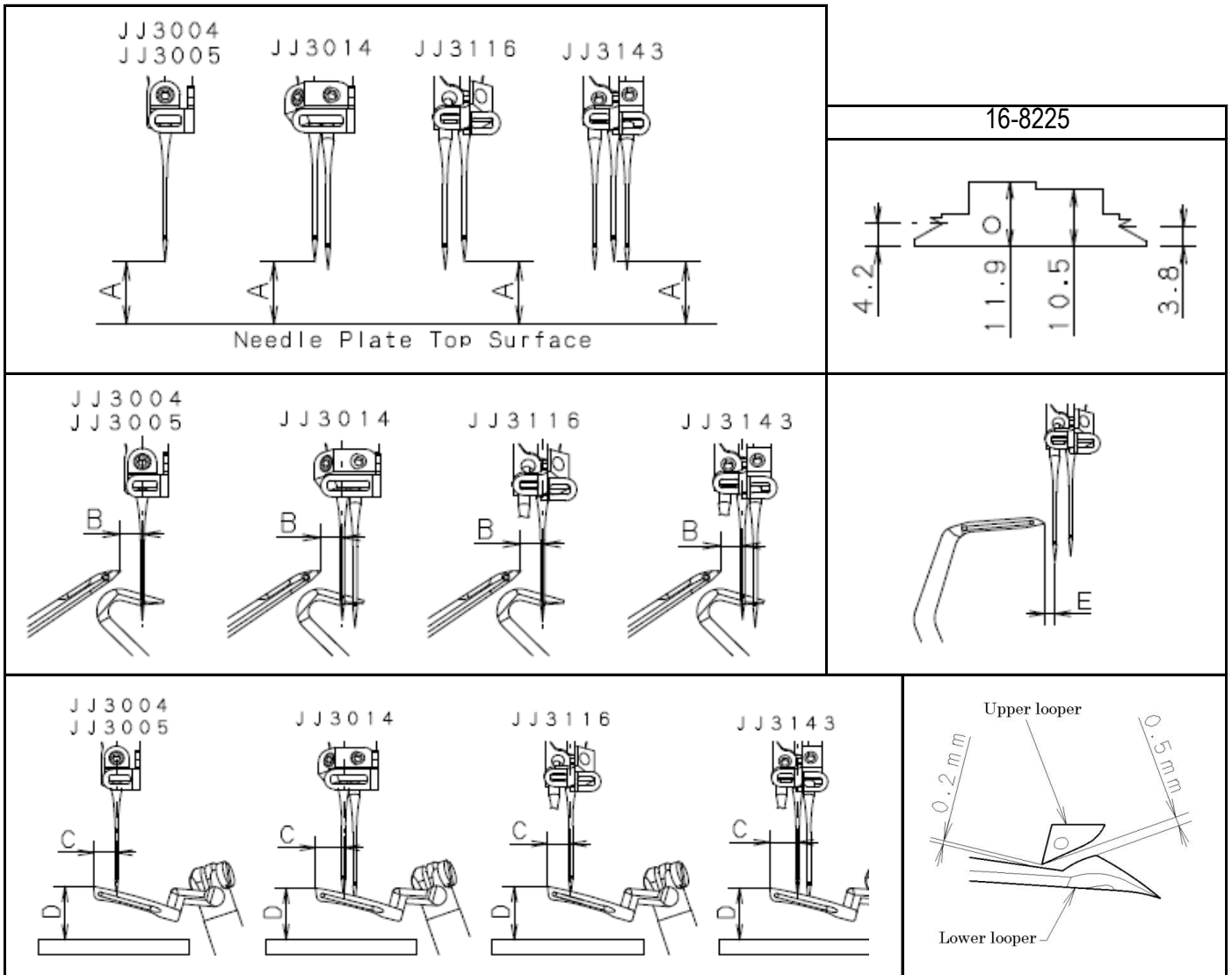
# 【KANSAI SPECIAL ENGINEERING DATA】

## Model : JJ series

Apr 2016

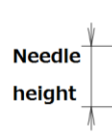
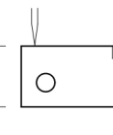
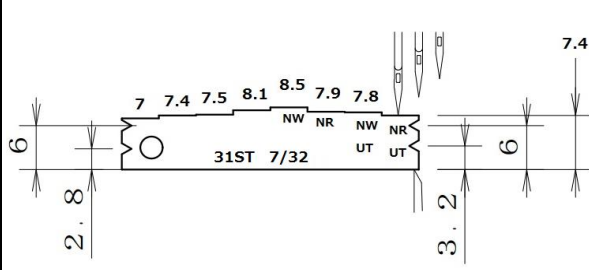
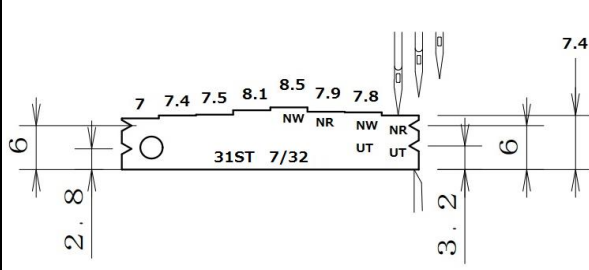
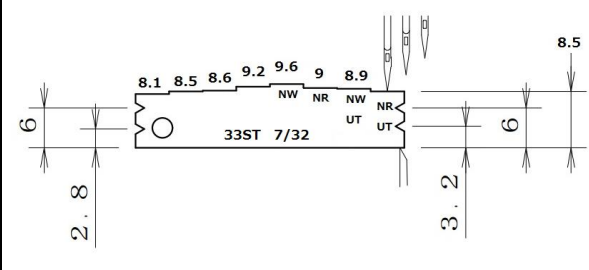
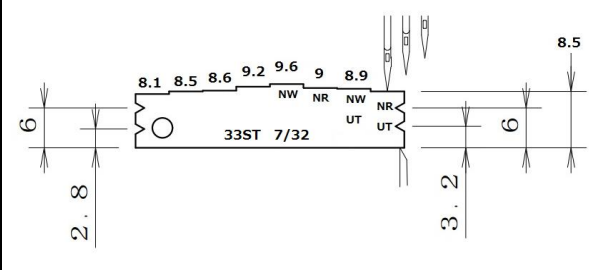
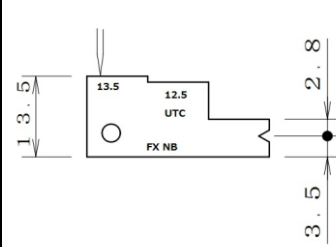
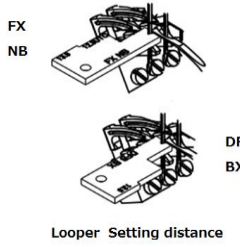
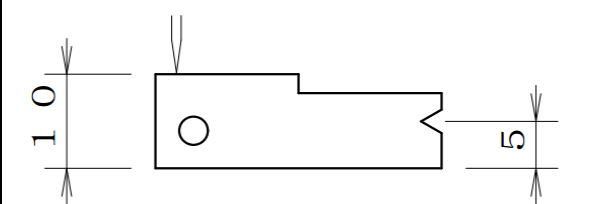
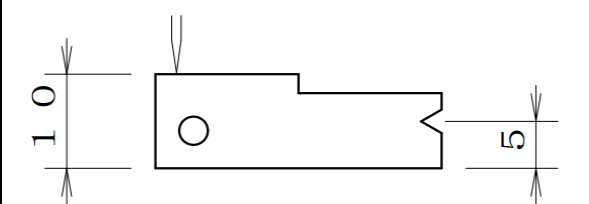
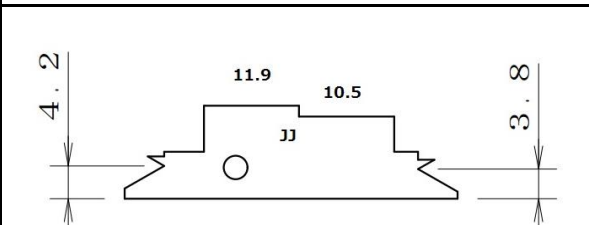
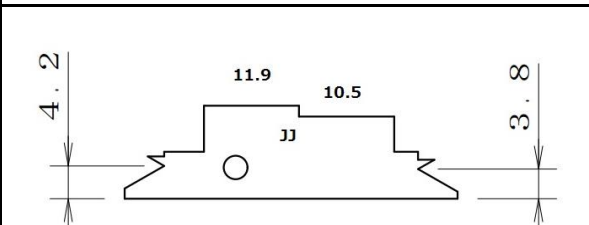
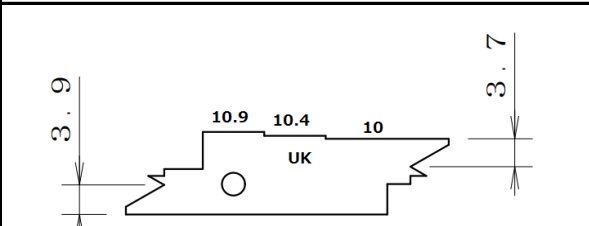
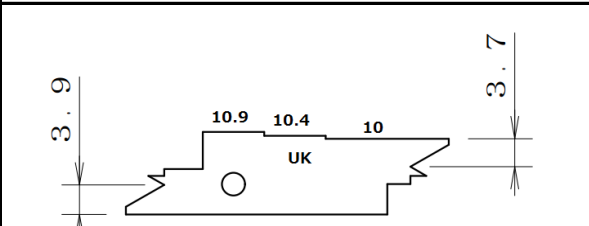
■ Needle and Loper

MODEL	Needle height (Amm)	Looper Distance			
		Lower Loper (Bmm)	Upper Loper (Cmm)	Upper Loper (Dmm)	Chain Loper (Emm)
JJ3004(G)S-01M	10.5	3.8	4.4~4.7	10.8	/
JJ3004(G)S-20F					
JJ3004(G)S-50M					
JJ3005(G)S-10M					
JJ3014(G)H-01M			5.4~5.7	10.5	
JJ3014(G)H-40M					
JJ3014(G)H-50M					
JJ3014(G)E-01H	11.9	4.2	11		
JJ3014(G)E-60H		4	11.8		
JJ3116(G)S-01M	10.5	3.8	4.4~4.7	10.8	1.5
JJ3116(G)S-02M					
JJ3116(G)S-01H					
JJ3116(G)S-30M(P)			10.5		
JJ3116(G)H-01H			11.9	4.2	
JJ3143(G)H-90M	10.5	3.8	5.4~5.7	10.5	1.5



# 【Needle & Loper SETTING GAUGE PLATE for Kansai special sewing machine】

Apr 2016

model	Needle bar stroke (mm)	gauge (inch)	Needle & Loper SETTING GAUGE PLATE PARTS NO	Needle height 	Looper setting distance 
NW/UT NR/UT NRE/UT NC/UT	31	7/32	16-8221		
		1/4			
WX/UTC RX/UTC REX/UTC NM/UTC	33	7/32	16-8222		
		1/4			
FX UTC UTA	34.5	-	16-8223		
NB Standard DFB Standard BX Standard	34				
FBX Standard	32	-	16-8224		
JJ	-	-	16-8225		
UK	-	-	16-8226		



**株式会社森本製作所**

本社 〒575-0001 大阪府四條畷市砂 一丁目4番17号 TEL:072-877-1221 FAX:072-878-9649

**MORIMOTOMFG. CO.,LTD.**

1-4-17, SUNA, SHIJONAWATE-CITY,OSAKA575-0001, JAPAN

TEL:+81-72-877-1221 FAX:+81-72-878-9649 E-MAIL: sales@kansai-special.com URL-www.kansai-special.com

**FOREIGN AFFILIATED COMPANIES****KANSAI SPECIAL AMERICAN MACHINE CORP.**

1MADISON ST.BLDG.F, EAST RUTHERFORD, N.J. 07073 U.S.A.

TEL:+1-973-470-8321 FAX: +1-973-470-8497

**KANSAI SPECIAL EUROPE GMBH**

QUIRINSTR. 19, 40545 DUSSELDORF, GERMANY

TEL:+49-211-577-9090 FAX: +49-211-558-1477 E-MAIL:contact@kansai-special.de

**MORIMOTO SINGAPORE PTE LTD.**

NO.51 PENJURUROAD#02-02 SINGAPORE 609143

TEL:+65-6334-1305 FAX: +65-6334-1365 E-MAIL: info@kansaispecial.com.sg

**MORIMOTO INDIA LIAISON OFFICE**

NO.11 SENTHILL NAGAR, PERRIYAR COLONY, AVINASHI ROAD, TIRUPUR, NDIA 641601

TEL:+91-421-4248229 FAX: +91-421-4286600 Tech Support TEL:+91-770-8300100

E-MAIL:india@kansaispecial.com.sg

**MORIMOTO BANGLADESH LIAISON OFFICE**

FLAT#2/B.HOUSE#16, ROAD#13, SECTOR#04 UTTARA, DHAKA-1230 BANGLADESH

TEL:+88-02-8931702 FAX: +88-02-8931704 E-MAIL: kansai.customercare@gmail.com

**KANSAI (SHANGHAI) INDUSTRIAL SEWING MACHINE CO.,LTD**

NO.55 LANE835, JIAXINROAD, MALUTOWN, JIADING DISTRICT, SHANGHAI 201818, CHINA

TEL:+86-21-5990-1798 FAX: +86-21-5990-1538 E-MAIL:kansaish@spe.sina.net

*March 2016*

*Edited by Murakami, Kikkawa, Izumi, Ogawa*

*Checked by Matsuzaki, Hosokawa, Ishimoto*